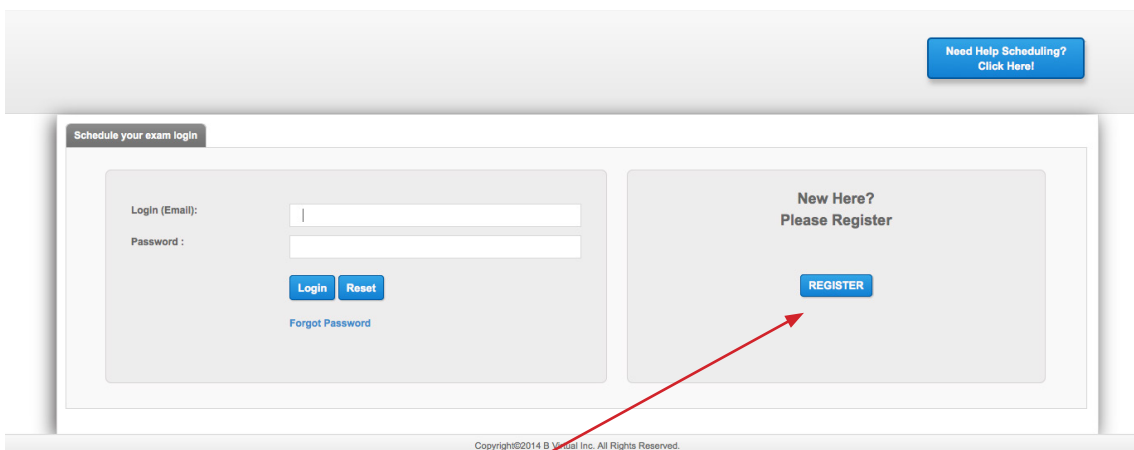


NAGIOS - How To Register For Your Proctored Exam

Step 1. Go to this link - <http://nagioslive.onlineproctornow.com/>



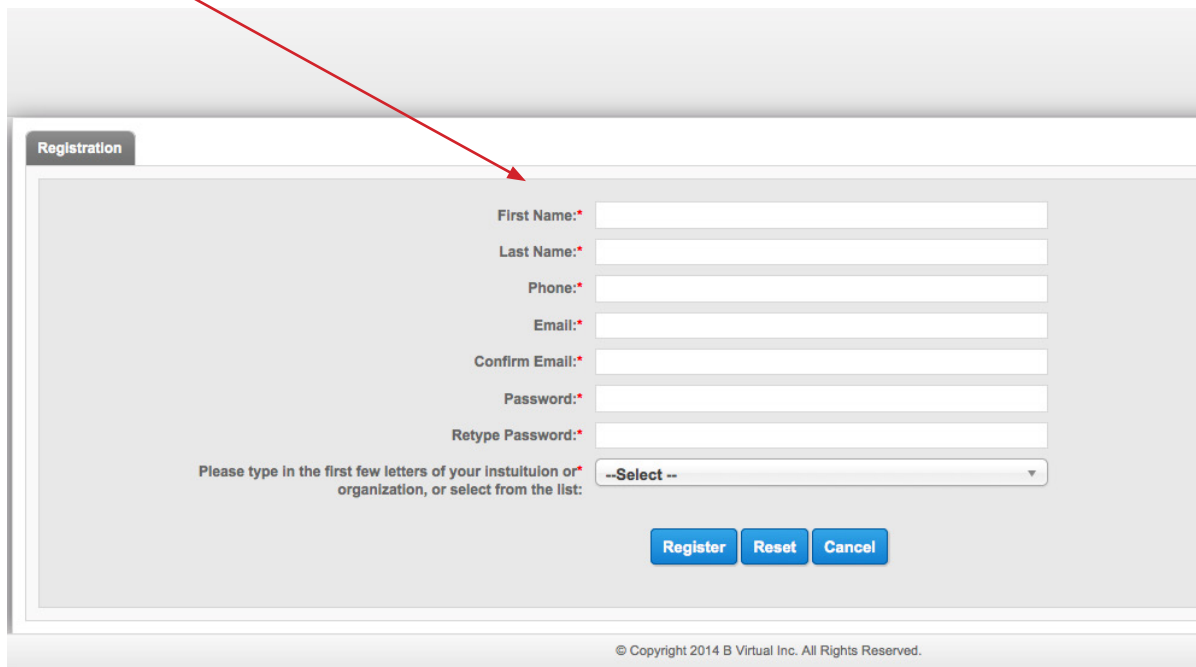
Step 2. click on **Schedule Your exam**



Step 3. Click **Register**

How to Register - Cont.

Step 4. Enter your information and then click “Register”

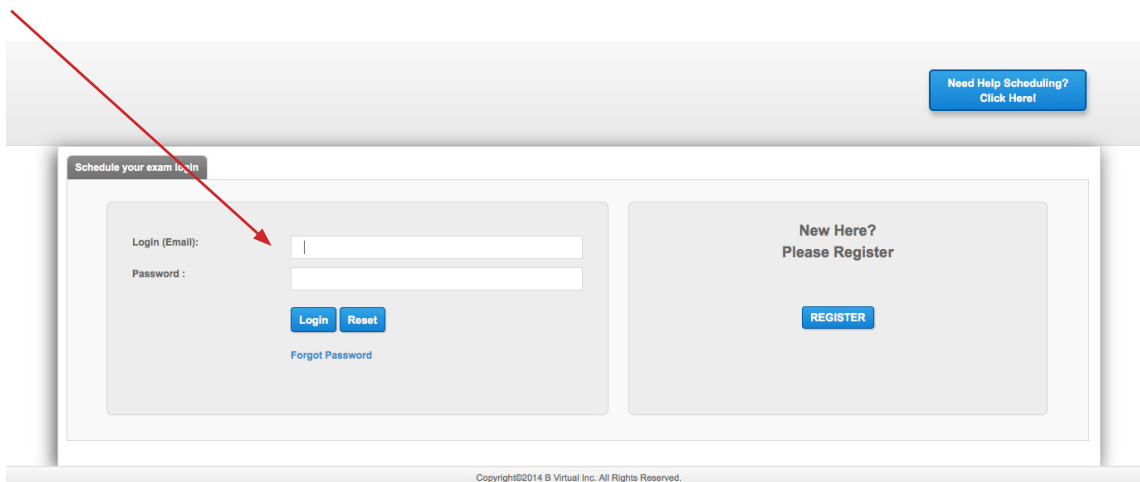


The screenshot shows a registration form titled "Registration". It contains the following fields: First Name, Last Name, Phone, Email, Confirm Email, Password, and Retype Password. Below these fields is a dropdown menu with the text "Please type in the first few letters of your institution or organization, or select from the list:" and a "--Select --" option. At the bottom of the form are three buttons: "Register", "Reset", and "Cancel". A red arrow points from the text "Step 4" to the "Register" button. At the bottom of the page, there is a copyright notice: "© Copyright 2014 B Virtual Inc. All Rights Reserved."

Step 5. Once registered, you will receive a registration confirmation email.

How to Schedule Your Exam

Step 1. Login in with the information you entered to register.



The screenshot shows a login form titled "Schedule your exam login". It contains the following fields: Login (Email) and Password. Below these fields are two buttons: "Login" and "Reset". Below the "Reset" button is a link: "Forgot Password". To the right of the login form is a box titled "New Here? Please Register" with a "REGISTER" button. At the top right of the page is a button: "Need Help Scheduling? Click Here!". A red arrow points from the text "Step 1" to the "Login" button. At the bottom of the page, there is a copyright notice: "Copyright©2014 B Virtual Inc. All Rights Reserved."

How to Schedule Your Exam - Cont.

Step 2. Select Your Exam and click "GO"

Logout

Need Help?
Chat Live

Welcome r g
Online Proctored Exam Service
SCHEDULING your exam is done in THREE EASY STEPS

First - IN THE BOX BELOW, type in the name of your exam OR select the exam from the drop down list then, just click on "GO!"

Select Exam..

- Nagios Certified Administrator - Core
- Nagios Certified Professional - Core

GO!

Scheduling your exam is done in 2 easy steps below:

1. Choose Select Exam in the box above.

Step 3. Choose a date and time that works for you.

Sep 2014 | 2014 | October 2014

Su	Mo	Tu	We	Th	Fr	Sa	Su	Mo	Tu	We	Th	Fr	Sa
	1	2	3	4	5	6		1	2	3	4		
7	8	9	10	11	12	13	5	6	7	8	9	10	11
15	16	17	18	19	20		12	13	14	15	16	17	18
21	22	23	24	25	26	27	19	20	21	22	23	24	25
28	29	30					26	27	28	29	30	31	

Today

Your Time Zone is: America/New_York

Finally - Select your time

Timeslots Available: for the day Selected:

Early Morning	Daytime	Evening
07:45 AM	08:15 AM	04:15 PM
-	08:30 AM	04:45 PM
-	09:00 AM	05:00 PM
-	09:15 AM	05:15 PM
-	09:45 AM	-
-	10:15 AM	-

How to Schedule Your Exam - Cont.

Step 4. Enter your receipt number here and click “Next”

04:15 PM : Appointment start time

NAGIOS - TesTrac

Exam being proctored **Nagios Certified Administrator - Core**

Live Online Proctor Fee **\$299**

Please click on the link below to confirm your online proctored exam amount, and pay for your proctored exam.

<http://onlineproctornow.com/nagiosExamPayment.php>

Reference or Receipt Number *

Cancel **Next**

Step 5. Click Continue.

04:15 PM : Appointment start time

THE SELECTED TIME IS ONLY TO INITIATE YOUR PROCTORED EXAM, NOT YOUR EXAM DURATION.

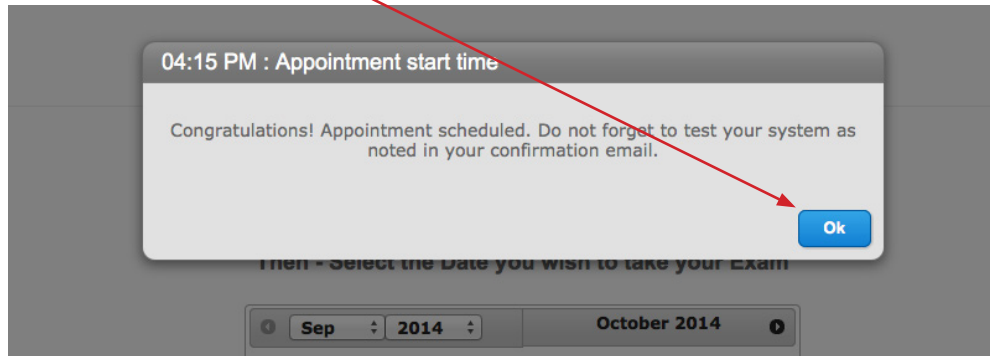
You are about to schedule an appointment for NAGIOS - TesTrac on Sat Sep 27 2014. Your start time is 04:15 PM. Do you want to continue?

Cancel **Continue**

Then - Select the Date you wish to take your Exam

How to Schedule Your Exam - Cont.

Step 6. Once confirmed, click “Okay”



Step 7. Your Appointment is set and you will receive a confirmation email with all of the activity you created. If you need to cancel or reschedule, you'll need to click on this blue button here and then start the process over again.

Welcome r g
Online Proctored Exam Service
SCHEDULING your exam is done in THREE EASY STEPS

First - IN THE BOX BELOW, type in the name of your exam OR select the exam from the drop down list then, just click on "GO!"

Select Exam.. GO!

Your scheduled Appointments:

No	Exam Name	Date of Exam	Start Time	Exam Length	Delete/Reschedule
1	Nagios Certified Administrator - Core	Sat Sep 27, 2014	04:15 PM	110 minutes	Click Here

Scheduling your exam is done in 2 easy steps below:

1. Choose **Select Exam** in the box above.

If you have any issues or need assistance, please contact support at 877-238-0245